

SEG-6PB-xxxWW/WB

SERIES 6 INCH 60 CELLS



SERAPHIM
ENERGY GROUP

270-285_w

Safety



Resistance to salt mist corrosion at your request



Resistance to ammonia corrosion at your request



Product is certified by UL1703

Reliability



Anti-PID products using advanced module technology



World 1st company to pass "Thresher Test" and "On-site Power Measurement Validation" certificate

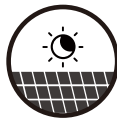


Bankable products

Performance




High efficiency and enhanced module durability



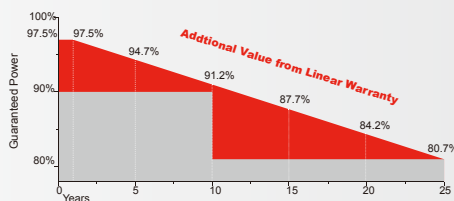
Outstanding power output capability at low irradiance



Withstand up to 2400Pa wind and 5400Pa snow loads(IEC), long lasting



WARRANTY



10 YEARS
Guarantee on product material and workmanship

25 YEARS
Linear power output warranty

MANAGEMENT SYSTEM

ISO 9001: Quality management system

ISO 14001: Standard for environmental management system

OHSAS 18001: International standard for occupational health and safety assessment system

PRODUCT CERTIFICATES



INSURANCE



SEG-6PB-xxxWW/WB SERIES 6 INCH 60 CELLS



WW: WHITE BACK-SHEET / SILVER FRAME PRODUCTS
WB: WHITE BACK-SHEET / BLACK FRAME PRODUCTS

Electrical Characteristics(STC)

Module Type	SEG-6PB-270WW	SEG-6PB-275WW	SEG-6PB-280WW	SEG-6PB-285WW
	SEG-6PB-270WB	SEG-6PB-275WB	SEG-6PB-280WB	SEG-6PB-285WB
Maximum Power at STC - P_{mp} (W)	270	275	280	285
Open Circuit Voltage - V_{oc} (V)	38.5	38.8	39.0	39.2
Short Circuit Current - I_{sc} (A)	8.94	9.02	9.12	9.23
Maximum Power Voltage - V_{mp} (V)	31.3	31.6	31.8	32.0
Maximum Power Current - I_{mp} (A)	8.63	8.71	8.81	8.91
Module Efficiency STC- η_m (%)	16.6	16.9	17.2	17.52
Power Tolerance (W)	(0,+4.99)			
Maximum System Voltage (V)	1000 or 1500(UL)			
Maximum Series Fuse Rating (A)	20			
Fire Performance	Type2 or Type1(UL)			

Electrical Characteristics(NOCT)

Module Type	SEG-6PB-270WW	SEG-6PB-275WW	SEG-6PB-280WW	SEG-6PB-285WW
	SEG-6PB-270WB	SEG-6PB-275WB	SEG-6PB-280WB	SEG-6PB-285WB
Maximum Power at NOCT - P_{mp} (W)	200	203	206	210
Open Circuit Voltage - V_{oc} (V)	35.5	35.7	35.9	36.2
Short Circuit Current - I_{sc} (A)	7.22	7.29	7.36	7.44
Maximum Power Voltage - V_{mp} (V)	29.3	29.5	29.7	30.0
Maximum Power Current - I_{mp} (A)	6.83	6.88	6.94	7.01

Temperature Characteristics

Pmax Temperature Coefficient	-0.39 %/°C
Voc Temperature Coefficient	-0.30 %/°C
Isc Temperature Coefficient	+0.05 %/°C
Operating Temperature	-40~+85 °C
Nominal Operating Cell Temperature (NOCT)	45±2 °C

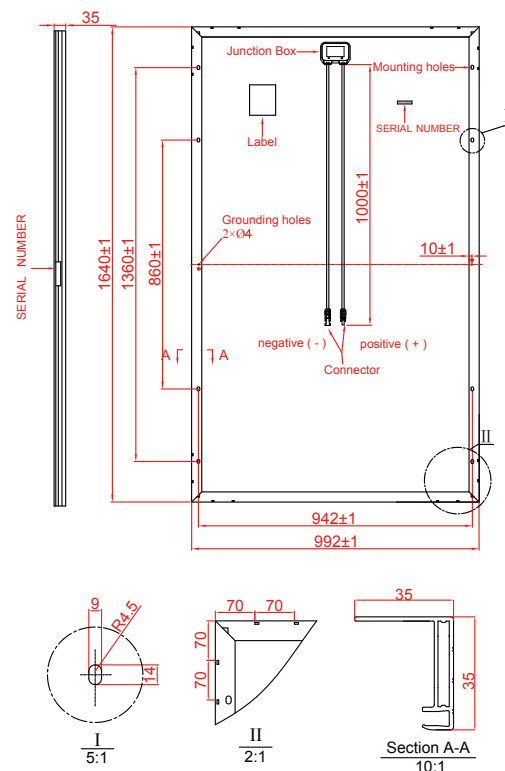
Packing Configuration

	1640x 992 x 35mm(64.57x39.06x1.37 inch)	
Container	20'GP	40'GP
Pieces per Pallet	30	30
Pallets per Container	12	28
Pieces per Container	360	840

Mechanical Specifications

External Dimensions	1640 x 992 x 35 mm(64.57x39.06x1.37 inch)
Weight	17.5 kg(38.5 lbs)
Solar Cells	Polycrystalline, 6 inch (60pcs)
Front Glass	3.2 mm AR coating tempered glass, low iron
Frame	Anodized aluminium alloy
Junction Box	IP67
Output Cables	12AWG,cable length:1000 mm
Connector	MC4 Compatible

STC: Irradiance 1000 W/m², module temperature 25°C, AM=1.5
NOCT: Irradiance 800 W/m², ambient temperature 20°C, wind speed :1m/s
Specifications are subject to change without further notification.



* All Dimensions in mm

* The above drawing is a graphical representation of the product.

I-V Curve

